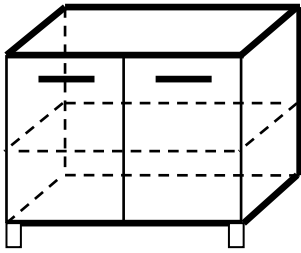
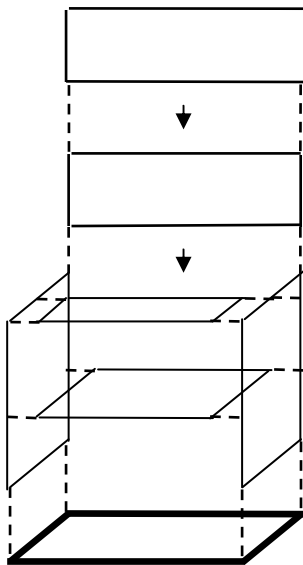


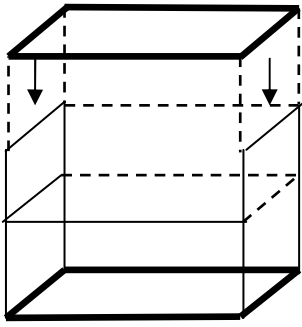
MULTIUSO DA 90

COMPONENTI		
A	1	FIANCO DX
B	1	FIANCO SX
C	2	ANTA
D	1	MENSOLA
E	1	CIELO
F	1	FONDO
G	2	SCHIENALE
H	1	FASCIA ORIZZONTALE

FERRAMENTA		
I	4	BASETTA A PRESSIONE PER CERNIERA
L	4	CERNIERA COLLO DRITTO
M	1	CHIAVINO ESAGONALE
N	4	PIASTRINA TONDA DENTATA (FERMA SCHIENALE)
O	4	PIADINO QUADRO
P	4	VITI 3,5X16 (PER SCHIENALE)
Q	8	VITI 4,5X35 (PER PIEDINI)
R	4	VITI 7X50 TESTA ESAGONALE (PER MONTAGGIO FONDO)
S	4	ECCENTRICO (PER MONTAGGIO CIELO)
T	4	TIRANTE (PER MONTAGGIO CIELO)
U	2	MANIGLIA CROMO LUCIDO

1

2



3

